

INSTRUCTIONS FOR REGISTERING WITH MYBOSCH

SIMPLE STEPS TO
REGISTRATION & WARRANTY EXTENSION

Register now and extend your warranty

The important things first

When registering a newly purchased electrical, garden or measuring tool from our Bosch DIY & Gardening range, you will receive an extended warranty from 2 to 3 years. Please note that a warranty extension is only possible up to 4 weeks after the date of purchase.

The following steps will take you through the registration process and to the warranty extension.

Are you already registered? [Then jump to "Register Bosch tool"](#)

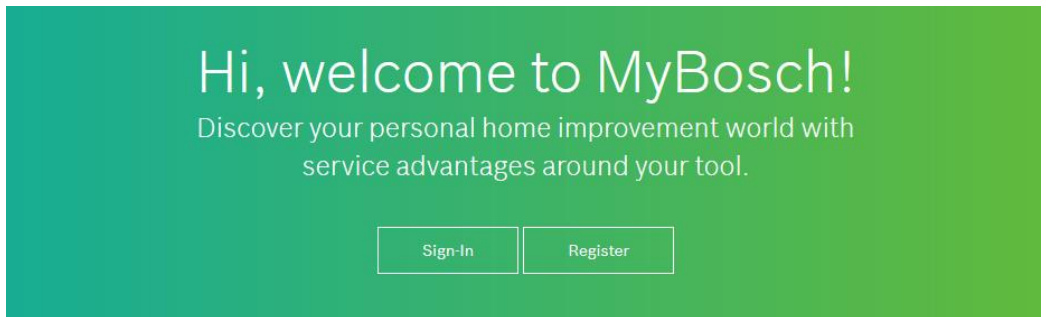
Step 1

Register account

To get started, visit

www.MyBosch-Tools.com

First select your country and then click on "Register".



Step 1

Register account

Next, enter your details to register with Bosch.

Please note the requirements for choosing a password.

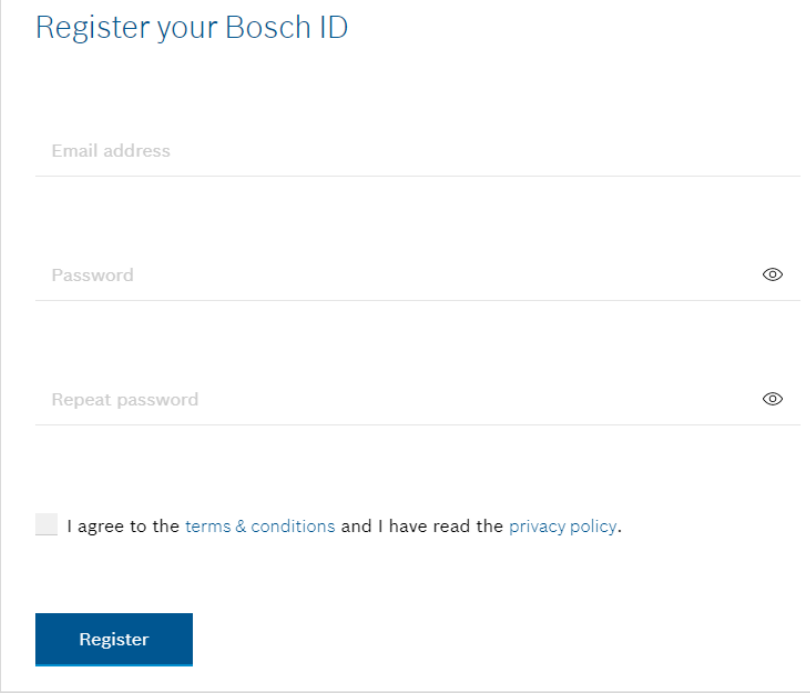
Password must fulfill the following rules:

min. 1 digit

min. 1 special character


min. 1 upper-case character


min. 10 characters long



Register your Bosch ID

Email address

Password 

Repeat password 

I agree to the [terms & conditions](#) and I have read the [privacy policy](#).

Register

The image shows a registration form titled "Register your Bosch ID". It contains four input fields: "Email address", "Password", "Repeat password", and a checkbox for "I agree to the terms & conditions and I have read the privacy policy.". Below the form is a blue "Register" button. Four red arrows point to the "Email address", "Password", "Repeat password", and "Register" fields respectively.

Step 2

Confirm email address

To activate your account, you need to confirm your email address. We have sent you an email for this. Open this and click on "Activate account".

Note:

If you haven't received an email, check your spam folder as well.

Registration successful. We sent you an email to garnimgarnim@gmail.com with an activation link. If you can't find the email, check yourmail@example.com folders.

If you have registered the account from a mobile application, please activate the account on the same mobile device.



Welcome

Your Bosch ID – One Registration. Experience everything at Bosch.

Hello,

We are happy that you registered for a Bosch ID!

In order to complete your registration, please click on the following button:

[Activate account](#)

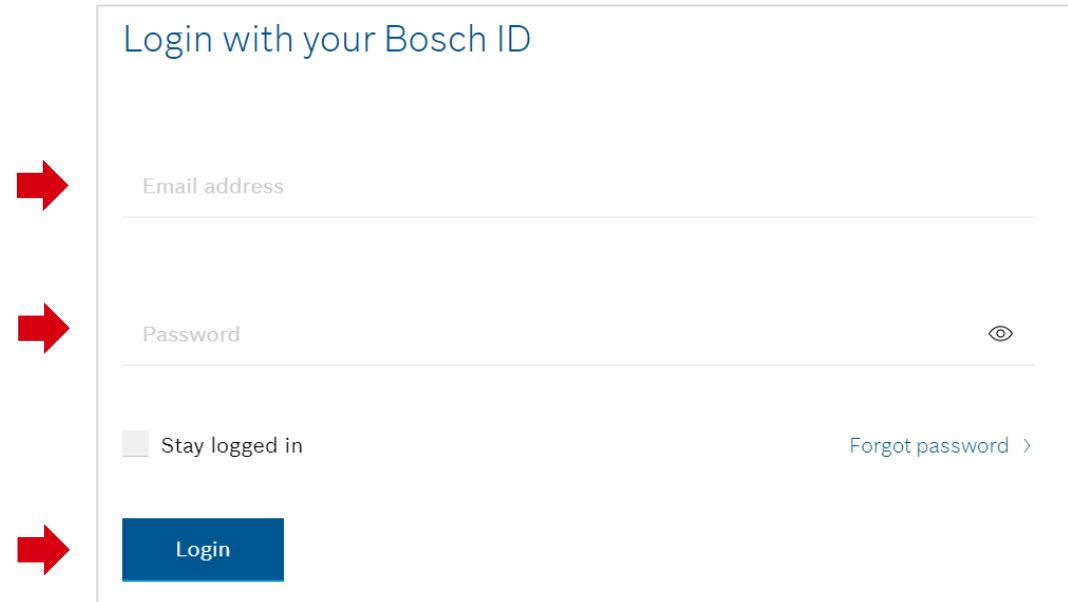
If you need help please contact the Bosch support of the application you want to use.

Your Bosch ID Team

Step 3


Login account

Now log in with your email address and password.



Login with your Bosch ID

Email address

Password 

Stay logged in [Forgot password >](#)

Login

Step 4

Complete the registration process

After you have registered for the first time, we need your consent to our general terms and conditions.

Then click on "Complete registration".



Almost done.

To complete your registration to the world of MyBosch DIY enthusiasts, we just need your permission.

Title
Please select ∨

First name

Last name

I accept the [General Terms and Conditions](#)*

Benefit from Bosch Power Tools advantages now

- Extend warranty period
- Get the latest product news
- Receive tailored service advice

I hereby confirm my consent for Robert Bosch Power Tools GmbH to collect my personal data for the purposes of creating a customer profile and, until such consent is withdrawn, sending e-mails, mobile messaging services, SMS or push notifications. ∨ More information

Revocation

I can revoke the above declaration of consent at any time by sending an informal message to Robert Bosch Power Tools GmbH or by using the following [link](#) to withdraw consent to a specific type of communication (e-mail or SMS) or to all of the above with future effect.

The revocation of my declaration of consent shall not adversely affect the validity of the associated manufacturer guarantee extension. ∨ More information

All fields marked with * are compulsory.

Step 5

Register Bosch tool

Have you registered your account and are you already logged in? Excellent!

Then we will take care of the warranty extension now.

In order to extend the guarantee, we have to register your Bosch tool. To do this, click on "Extend guarantee now" or alternatively on "Register a Bosch tool".

The screenshot displays the MyBosch user interface. At the top, a dark green banner features the MyBosch logo and a prominent '3 year guarantee' badge. To the right, text informs the user that within four weeks of purchase, they can secure a three-year guarantee for their new Bosch tool, with a link to 'Download guarantee conditions >'. A red arrow points to a button labeled 'Extend guarantee now'. Below this is the 'My tools' section, which includes a sub-header and a descriptive paragraph: 'This makes DIY and gardening fun. Set up a digital workshop for your tools and benefit from exclusive advantages: Three-year guarantee extension and top service processing.' Underneath, four categories are listed with icons and counts: 'Bosch tools (0)' (with a red arrow pointing down), 'Tools (0)', 'Hand tools (0)', and 'Guarantee extensions (0)'. At the bottom of the section, a message states 'You have not added any Bosch tools yet.' and a red arrow points to a button labeled 'Register a Bosch tool'.

Step 5

Register Bosch tool

Bosch offers you an additional year manufacturer's guarantee.
The prerequisite for this is giving your consent for your data to be used for marketing purposes.



1. Enter tool details
Please have the tool label at hand



2. Enter purchasing
information
Please have your receipt at hand



3. Enter your personal data

Your data shall be used for the following purposes:

- To send you personalised information/content about products and services (e.g. offers for power tools, accessories and measuring technology tools, product innovations, optimisation proposals for your tool stock, support in finding a dealer)
- To invite you to take part in competitions
- To inform you about the possibility of becoming a tool tester
- To contact you for market research purposes
- To advise you individually in service matters.

You can revoke your consent at any time using the link in the confirmation e-mail or by sending an informal message using the following [link](#).
The guarantee extension service shall remain unaffected. Our [guarantee conditions](#) shall apply.

Step 5

Register Bosch tool



Now enter your tool details and choose your model.

Both the part number and the serial number can only be found on your tool.

To continue, click on "Save and continue".

Note:

The data that have already been filled in are examples and are for illustrative purposes only.



The **article number** has 10 characters, starts with **06** or **36** and can contain up to 3 letters (marked in green in the example image). The **serial number** is comprised of 9 numbers and no letters marked in pink in the example image).

Very easy with the article number.

Enter the ten-digit article number of your Bosch tool here so that we can identify your tool.

←

←

Article number of your tool *
3 603 A00 500

Model
PMF Universal

What is the serial number of your tool?

Serial number of your tool *
208754220

The tool type number is always displayed on your tool.

→

→

Save and continue

Step 5

Register Bosch tool



In this area you will be asked for the date of purchase. You can find this on the invoice. Please also tick to where you bought your tool.


Optionally, you can upload your proof of purchase here.

And then again on "Save and continue".



Congratulations on your PMF Universal.

If you have purchased your tool within the last four weeks, you can now extend the guarantee.

When did you buy your tool? *
dd/mm/yyyy 


Where did you purchase it?
 Online Over the counter


Optional You can optionally upload your proof of purchase as a jpg or pdf file. You will need the proof of purchase if you have a guarantee case. The upload is provided as a courtesy, you can keep the proof of purchase in your files as well.

Proof of purchase (optional)

Upload your proof of purchase here (optional)

+ Upload proof of purchase (JPG/PDF)

Back  Save and continue



Step 5

Register Bosch tool



Please complete your personal information here.

You are nearly finished!

Complete your personal details

Please check and correct your personal details.
This data is saved in your profile. You can change it there at any time.

Title



First name *

Last name *

E-mail address *

Street *

House number *

Postcode *

City *

Country *

United Kingdom

Additional address information

Date of birth

dd/mm/yyyy



Phone/Mobile

Step 5

Register Bosch tool

Finally two more clicks here.

With "Complete registration"
you are done.



Guarantee conditions

Yes, I have read and accept the three-year guarantee conditions for the manufacturer guarantee extension.*

Consent for my personal data to be used for marketing purposes*

In return for an additional guarantee extension of one year, I hereby agree that Robert Bosch Power Tools GmbH may merge my personal data to create a customer profile in order to send me, via

- E-mail
- SMS

the following information, until further notice*

∨ More information

Revocation

I can revoke the above declaration of consent at any time by sending an informal message to Robert Bosch Power Tools GmbH or by using the following [link](#) to withdraw consent to a specific type of communication (e-mail or SMS) or to all of the above with future effect.

The revocation of my declaration of consent shall not adversely affect the validity of the associated manufacturer guarantee extension.

∨ More information

All fields marked with * are compulsory.

Cancel

Complete registration



Step 6

Done! Download certificate

Congratulations!

The guarantee of your tool has been extended from 2 to 3 years.

If you want, you can download your certificate for the warranty extension.

To do this, click on "Download PDF".



Congratulations,
your tool guarantee is now extended.

You can find your guarantee certificate in your MyBosch account at any time.



Guarantee certificate

This document will be needed in case of guarantee.

Please keep this guarantee certificate in a safe place and submit it in the event of a guarantee claim.

Download PDF 

